



2020 to 2025 Non-Utilities Capital Improvement Plan

Executive Summary

Council Goals & Objectives



- **Goal #1:** Provide an economic base that supports approved long-range city revenue goals.
 - Objective #2 (Rank #1): Bolster and leverage tourism revenues.
- **Goal #3:** Proactively maintain and sustainably replace needed city infrastructure that meets current and future goals.
 - Objective #1 (Rank #2): Establish capital spending plan.
 - Objective #3 (Rank #5): Create maintenance policies and prioritize department plans for all infrastructure categories.
- **Goal #4:** Provide and protect services, spaces, facilities, and events that enhance residents' quality of life.
 - Objective #1 (Rank #6): Maintain existing service levels.
 - Objective #3 (Rank #7): Community pool – final phase solutions.
 - Objective #4 (Rank #8): Riverwalk.

Background



JAN 2019

● **August 2018** - Council Goals & Objectives

● **February 2019** – CIP Guide and Policy Document

● **March 2019** – CIP Staff Committee Kick-Off Meeting

● **March 2019** – Internal CIP Review

● **March/April 2019** – Development of Capital Project or Program Proposals

● **May 2019** – Proposal Presentations

● **May 2019** – Staff Proposal Evaluation

● **June 2019** – Putting Together the Proposed CIP

● **July 2019** – Executive Review

TODAY

- **Goal and Plan Conformity:**
 - How well does the proposal connect to a Council Goal or Objective or a major planning document such as the Comprehensive Plan?
- **Net Benefit to the Community**
 - How well does the anticipated benefit of the proposal exceed its cost?
- **Distribution of the Impact**
 - How many residents, businesses, or employees will benefit from the proposal and is it equitable for subgroups affected by age, geography, or ability.
- **Legal Mandate or Liability**
 - How well does the proposal address a pending or potential legal action or a regulatory requirement?

- **Impact on Operations**
 - Will the proposal increase or decrease operating expenditures such as maintenance or landscaping?
- **System and Asset Preservation**
 - How well does the proposal address level-of-service standards or replace capital assets that have reached the end of their life span?
- **Impact on Health and Safety**
 - How well does the proposal address a potential hazard?
- **Environmental Impact**
 - How well does the proposal enhance the environment, such as the removal of invasive plant species, or reduce pollution such as carbon emissions?



- **Is the list of capital projects or programs recommended for inclusion in the CIP **what you would like to see** completed over the next six-year period?**
 - If not, **what project(s)** would you like to **see included in the CIP?**
 - Because this is a revenue-constrained plan, we may need to add a new revenue source or remove a project from the recommended list in order to complete the change desired.

CIP Summary



2020 to 2025 CIP Proposed Total Cost:

Proposed Funding Target*	\$27.13 M
Conditional Funding Target**	\$17.86 M
Proposed Debt Service Target	\$3.95 M
GRAND TOTAL	\$48.94 M

2020 to 2025 CIP Proposed Annual Cost:

2020	2021	2022	2023	2024	2025	TOTAL
\$8.03 M	\$16.83 M	\$10.42 M	\$5.32 M	\$4.51 M	\$3.83 M	\$48.94 M








* Capital projects or programs recommended for inclusion in the CIP.

** Capital projects or programs recommended for inclusion in the CIP conditional on grant funding or other contributions.

Highlights













- Funds important capital programs devoted to the preservation of currently-built assets.

-  Playgrounds Replacement Program
-  Trails Replacement Program
-  Sport Courts Replacement Program
-  Parks Parking Lot Resurfacing Program
-  Street Resurfacing Program
-  Sidewalk Replacement Program
-  Americans with Disabilities Act (ADA) Program

Proposed Annual Capital Program Expenditures:

2020	2021	2022	2023	2024	2025	TOTAL
\$1.66 M	\$1.85 M	\$1.72 M	\$1.66 M	\$1.67 M	\$1.98 M	\$10.53 M

Annual Average over the Life of the CIP: \$1.76 M

- Funds significant facility and park projects.
 -  2020 – Riverwalk Phase I – SR 202 Bridge to Sandy Cove Park
 -  2021 – Sandy Cove Park Improvements Project
 -  2021 – Community Center Expansion Project
 -  2022 – All-Inclusive Playground Project
 -  2022 – Riverwalk Phase II – Riverview Park to Meadowbrook Bridge
- Funds significant transportation projects and accounts for the impact of the SR 18 and I-90 Interchange Project.
 -  2020 – Downtown Pedestrian Signals Project
 -  2022 – Snoqualmie Parkway Rehabilitation Project
 -  2023 – Kimball Creek Box Culverts Project
 -  2024 – Town Center North Improvement Project
 -  2025 – SR 202 & Meadowbrook Way Channelization Project